

Bussmann series NITD BS88 Offset bolted tags



Product description

Eaton's Bussmann series range of British Standard A1 fuse links is specifically designed for the protection of general industrial applications e.g. power distribution, cable protection, motor protection.

Standard features

- Good peak let-through current limitation
- 1:1:6 Selective coordination ratio between "minor" and "major" fuse
- Power loss values well within the limits of IEC 60269

EATON

Powering Business Worldwide



CHS Controls AB

Tel +46 42 38 61 00, Fax +46 42 38 61 29
chs@chscontrols.se www.chscontrols.se

Catalogue symbol:

- NITD (Amps)

Technical data:

- Rated voltage: 415 V a.c. / 550 V a.c.
- Rated current: 2 A to 32 A
- BS reference: A1
- Breaking capacity: 80kA
- Class of operation: gG and gM

Standards/Approvals:

- BS88
- IEC 60269
- Suitable for use in RoHS compliant applications

Fuse holders (ordered separately)

- CM32FC
- CM20F (up to 20 A)
- RS20H (up to 20 A)

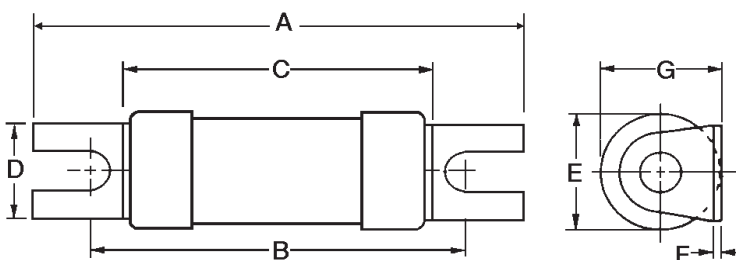
Packaging:

- MOQ 20

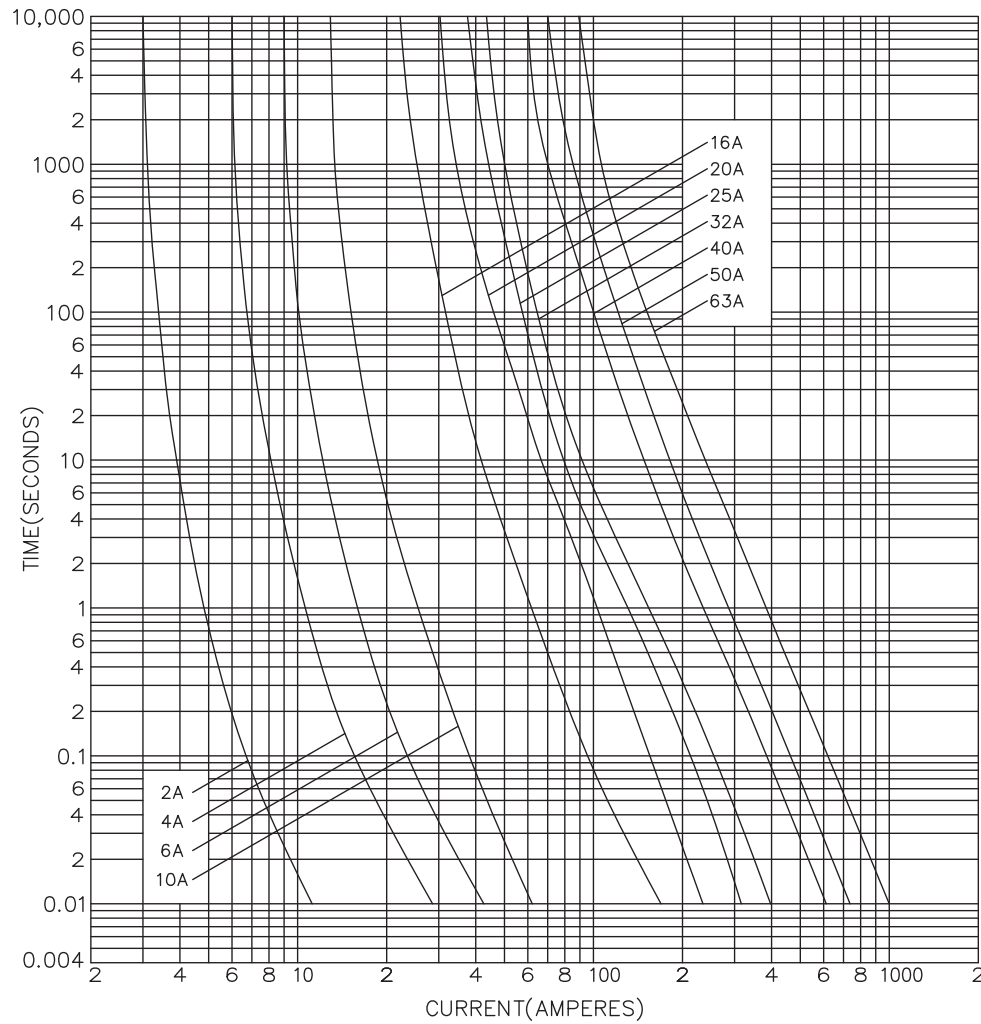
Table 1. Technical Data

Part number	Rated voltage	Rated current (amps)	Energy integrals I ² t (A ² S)		Watts loss W	Dimensions (mm)							Product Class	Weight
			Pre-arcing	Total at 415 V		A	B	C	D	E	F	G		
NITD2	550 V a.c.	2	1.3	4.5	0.9	55	44.5	34.6	11.2	13.8	0.80	14	gG	15g
NITD4	550 V a.c.	4	7.8	27	1.4	55	44.5	34.6	11.2	13.8	0.80	14	gG	15g
NITD6	550 V a.c.	6	29	100	1.8	55	44.5	34.6	11.2	13.8	0.80	14	gG	15g
NITD10	550 V a.c.	10	120	400	2.1	55	44.5	34.6	11.2	13.8	0.80	14	gG	15g
NITD16	550 V a.c.	16	120	470	1.8	55	44.5	34.6	11.2	13.8	0.80	14	gG	15g
NITD20	550 V a.c.	20	260	1000	1.8	55	44.5	34.6	11.2	13.8	0.80	14	gG	15g
NITD25	550 V a.c.	25	560	2300	2	55	44.5	34.6	11.2	13.8	0.80	14	gG	15g
NITD32	550 V a.c.	32	710	3000	2.9	55	44.5	34.6	11.2	13.8	0.80	14	gG	15g
NITD20M25	550 V a.c.	20M25	575	2300	1.6	55	44.5	35.6	11.1	13.8	1.20	18.5	gM	15g
NITD20M32	550 V a.c.	20M32	720	3000	1.1	55	44.5	35.6	11.1	13.8	1.20	18.5	gM	15g
NITD32M40	415 V a.c.	32M40	1500	6000	1.9	55	44.5	35.6	11.1	17.5	1.20	18.5	gM	25g
NITD32M50	415 V a.c.	32M50	2700	8600	1.4	55	44.5	35.6	11.1	17.5	1.20	18.5	gM	25g
NITD32M63	415 V a.c.	32M63	5000	13,400	1	55	44.5	35.6	11.1	17.5	1.20	18.5	gM	25g

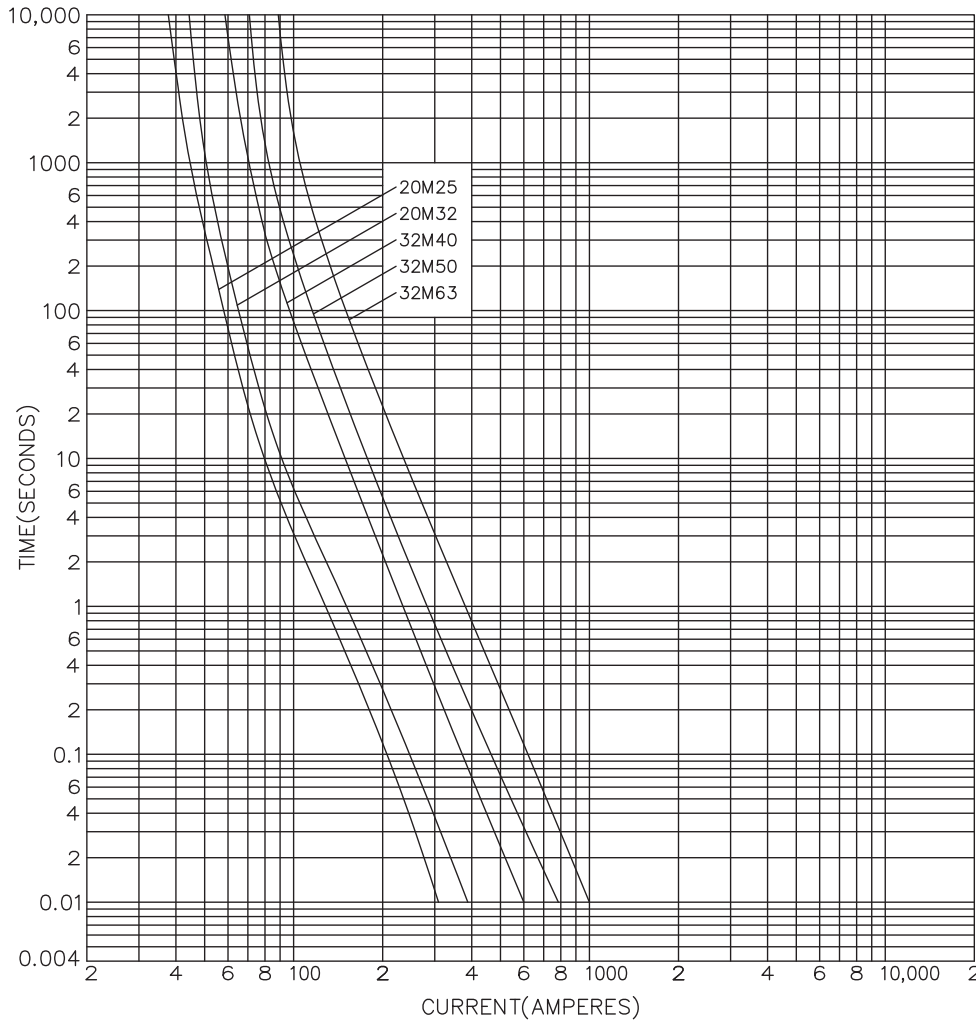
Outline drawing



Time current curve, NITD gG, 2 to 32 A only



Time current curve, NITD aM



Changes to the products, to the information contained in this document, and to prices are reserved; so are errors and omissions. Only order confirmations and technical documentation by Eaton is binding. Photos and pictures also do not warrant a specific layout or functionality. Their use in whatever form is subject to prior approval by Eaton. The same applies to Trademarks (especially Eaton, Moeller, and Cutler-Hammer). The Terms and Conditions of Eaton apply, as referenced on Eaton Internet pages and Eaton order confirmations.

Eaton
EMEA Headquarters
Route de la Longeraie 7
1110 Morges, Switzerland
Eaton.eu

© 2015 Eaton
All Rights Reserved
Publication No. 4106
June 2015



Eaton is a registered trademark.

All other trademarks are property of their respective owners.



CHS Controls AB
Tel +46 42 38 61 00, Fax +46 42 38 61 29
chs@chscontrols.se www.chscontrols.se