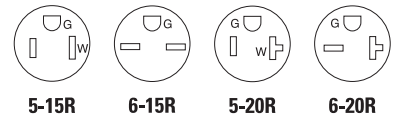


Arrow Hart extra heavy-duty industrial grade straight blade receptacles

Project Name:	Prepared By:
Project Number:	Date:
Catalog Number:	Type:

Description

2-Pole, 3-Wire Grounding
 15A 125V; 15A 250V
 20A 125V; 20A 250V
 NEMA 5-15, 5-20, 6-15, 6-20



AH5262



AH5362



AHTR5362

Design features

- Exclusive screw terminal guards provide fast, easy insulation from conductive surfaces (duplex only)
- Exclusive five-leaf solid brass line contacts provides consistent performance and superior plug retention (duplex only)
- Rigid, glass reinforced nylon base lends ultimate strength and superior high heat resistance in contact carrier (duplex only)
- 0.05" (1.27mm) solid brass mounting strap with non-riveted, integral one-piece grounding system for highest durability – assures superior ground integrity under heaviest use (duplex only)
- High impact and chemical-resistant nylon face
- Tapered lead-in slots on back wiring holes assist in gathering stranded wires for faster, more secure connections
- All terminal and mounting screws triple combination (slot/Phillips/Robertson) head for maximum installer flexibility
- Long, broad mounting strap helps reach large panel cutouts for code compliance
- Automatic grounding system eliminates need for bonding jumper in grounded metal enclosure, provides redundant measure of ground continuity where jumper used
- Screw-Catch feature on duplex devices speeds mounting of wallplates

Table 1. Extra heavy-duty industrial grade receptacles

Rating	A	V/AC	NEMA	Description	Color suffix	Catalog no.				
15	125	5-15R	Single receptacle, back & side wire	B, GY, RD, V, W	□ 5261__ [†]					
			Duplex receptacle, back & side wire	B, BK, GY, RD, V, W	□ AH5262__					
			TR duplex receptacle, back & side wire	B, GY, RD, V, W	□ AHTR5262__					
20	125	5-20R	Single receptacle, back & side wire	B, BK, GY, RD, V, W	□ 5361__ [†]					
			Duplex receptacle, back & side wire	B, BK, GY, LA, RD, V, W	□ AH5362__					
			TR duplex receptacle, back & side wire	B, BK, GY, LA, RD, V, W	□ AHTR5362__					

[†]UL and CSA Listed

Compliances, specifications and availability are subject to change without notice.



Project Name:	Prepared By:
Project Number:	Date:
Catalog Number:	Type:



5461



AH5662

Table 1. Extra heavy-duty industrial grade receptacles (continued)

Rating	A	V/AC	NEMA	Description	Color suffix	Catalog no.			
15	250	6-15R	Single receptacle, back & side wire	B, V, W	□ 5661__ †				
			Duplex receptacle, back & side wire	B, V, W	□ AH5662__				
20	250	6-20R	Single receptacle, back & side wire	B, GY, V, W	□ 5461__ †				
			Duplex receptacle, back & side wire	B, GY, V, W	□ AH5462__				

†UL and CSA Listed

Applications

Industrial grade receptacles are challenged on a daily basis to provide consistent, reliable means of connectivity in a wide variety of environments and need to stand up to a high degree of abuse. The applications vary greatly by environment and provide challenges from impact and chemical resistance to environmental extremes such as heat and moisture. The breadth of Arrow Hart line of extra heavy-duty industrial grade straight blade receptacles provides solutions to all environments and applications. High impact and chemical resistant nylon faces withstand abuse to maintain structural integrity. The durable contact designs provide long life blade retention. When the job calls for receptacles that can stand up to the test of an industrial environment, turn to Arrow Hart's line of extra heavy-duty industrial grade receptacles.

Table 2. Specifications

Catalog No.	AH5262, AH5362, AH5462, AH5662 Series	5261, 5361, 5461, 5661 Series	AHTR5262, AHTR5362 series
Device type	Industrial grade extra heavy-duty duplex receptacles	Industrial grade extra heavy-duty single receptacles	Industrial grade extra heavy-duty single receptacles
Wiring type	Back & side wire	Back & side wire	Back & side wire
Testing & code compliance	<ul style="list-style-type: none"> Listed to UL498, file no. E15058 UL verified to Fed Spec WC-596G CSA certified to C22.2, no.42, file no. 6914 (6233-01) NOM certified Complies with NEMA WD-1 & NEMA WD-6 	<ul style="list-style-type: none"> Listed to UL498, file no. E15058 UL verified to Fed Spec WC-596G CSA certified to C22.2, no.42, file no. 6914 (6233-01) NOM certified Complies with NEMA WD-1 & NEMA WD-6 	<ul style="list-style-type: none"> cULus listed to UL 498 file no. E15058 UL verified to federal spec. WC-596H cULus certified to C22.2, no. 42 NOM certified Complies with NEMA WD-1 & NEMA WD-6
Environmental specifications	Flammability: Meets UL 94 requirements; V2 rated Temperature rating: -20°C to 70°C (-4°F to 158°F)	Flammability: Meets UL 94 requirements; V2 rated Temperature rating: -20°C to 60°C (-4°F to 140°F)	Flammability: Meets UL 94 requirements; V2 rated Temperature rating: -20°C to 70°C (-4°F to 158°F)
Electrical specifications	Dielectric voltage: Withstands 2000V per UL 498 Current interrupting: Yes, at full-rated current Temperature rise: Max. 30°C (86°F) after 250 cycles of overload @ 200% of rated current (DC)	Dielectric voltage: Withstands 2000V per UL 498 Current interrupting: Yes, at full-rated current Temperature rise: Max. 30°C (86°F) after 250 cycles of overload @ 200% of rated -20°C to 70°C (-4°F to 158°F) current (DC)	Dielectric voltage: Withstands +2000V per UL 498 Current interrupting: Yes, at full-rated current Temperature rise: Max. 30°C (86°F) after 250 cycles of overload @ 200% of rated current (DC)
Mechanical specifications	Terminal accommodation: #14 - 10 AWG Voltage ratings: Permanently marked on device	Terminal accommodation: #14 - 10 AWG Voltage ratings: Permanently marked on device	Terminal accommodation: #14 - 10 AWG Voltage ratings: Permanently marked on device

Table 3. Materials

Catalog No.	AH5262, AH5362, AH5462, AH5662 Series	5261, 5361, 5461, 5661 Series	AHTR5262, AHTR5362 series
Face	Nylon	Nylon	Nylon
Base	Glass-filled nylon	Nylon	Glass-filled nylon
Strap	0.05" thick brass	0.05" thick steel, zinc plated	0.05" thick brass
Auto ground	Brass clip	Phosphor bronze staple	Brass clip
Line contacts	0.031" thick 5-leaf brass	0.037" thick triple wipe brass	0.031" thick 5-leaf, high performance brass
Ground contact	Integral	Riveted	Integral to strap
Terminal screws	#8-32 brass, neutral screw nickel plated	#8-32 steel, brass plated, neutral screw nickel plated	#8-32 brass, neutral screw nickel plated
Ground screw	#8-32 brass, green	#8-32 steel (green)	#8-32 brass, zinc plated (green)
Screw terminal guards	PVC hinged doors	N/A	PVC hinged doors

	CHS Controls AB
	Tel +46 42 38 61 00, Fax +46 42 38 61 29
	chs@chscontrols.se www.chscontrols.se

Project Name:	Prepared By:
Project Number:	Date:
Catalog Number:	Type:

Table 4. Color ordering information

For ordering devices, include Cat. No. followed by the color code: B (Brown), BK (Black), GY (Gray) LA (Light Almond), RD (Red), V (Ivory), W (White)

B	BK	GY	LA	RD	V	W
Brown	Black	Gray	Lt. Almond	Red	Ivory	White

Product dimensions

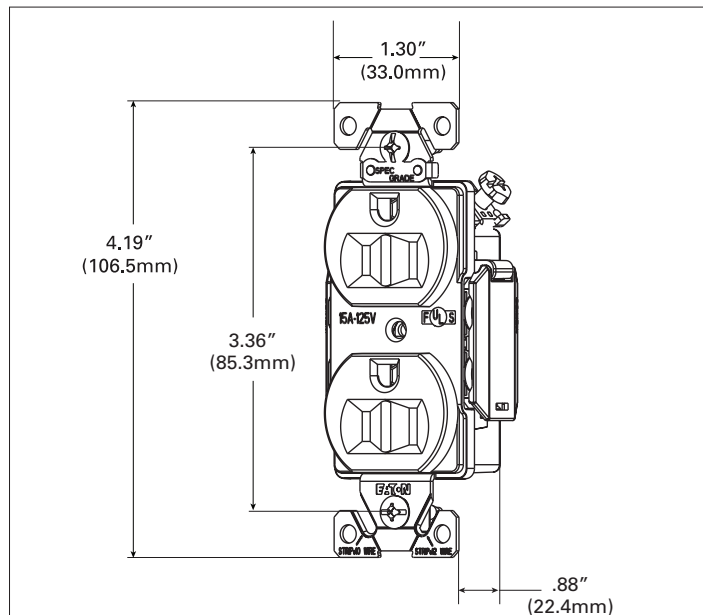


Figure 1. AH5262 Line art with dimensions

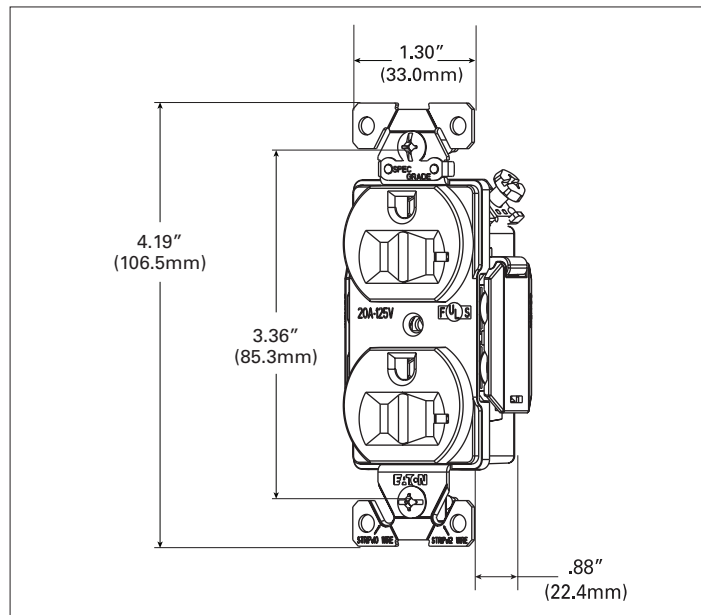


Figure 2. AH5362 Line art with dimensions

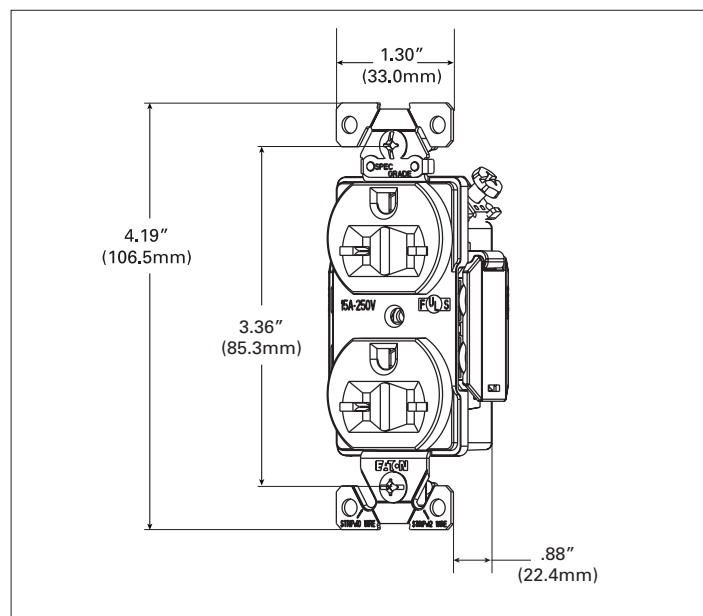


Figure 3. AH5662 Line art with dimensions

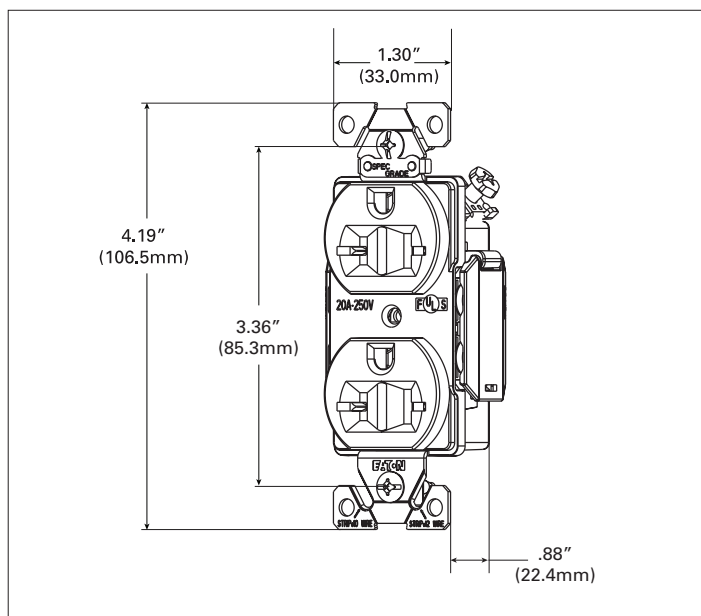


Figure 4. AH5462 Line art with dimensions

	<p>CHS Controls AB Tel +46 42 38 61 00, Fax +46 42 38 61 29 chs@chscontrols.se www.chscontrols.se</p>
---	---

Project Name:	Prepared By:
Project Number:	Date:
Catalog Number:	Type:

Product Dimensions

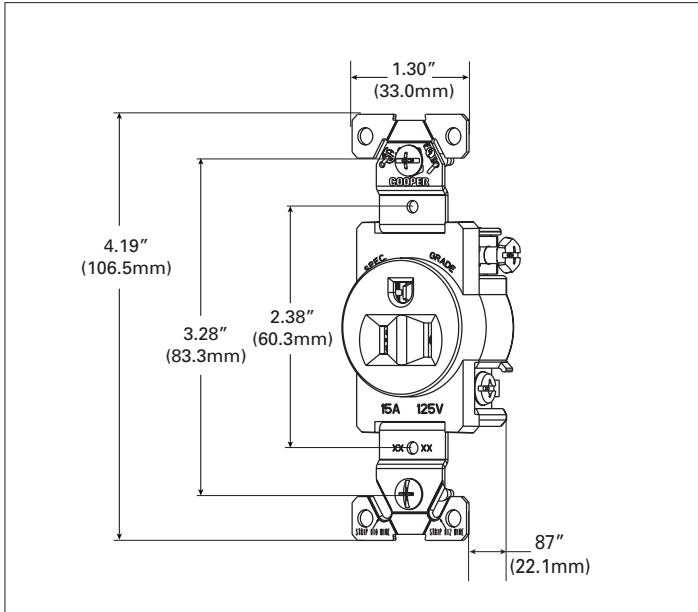


Figure 5. 5261 Line art with dimensions

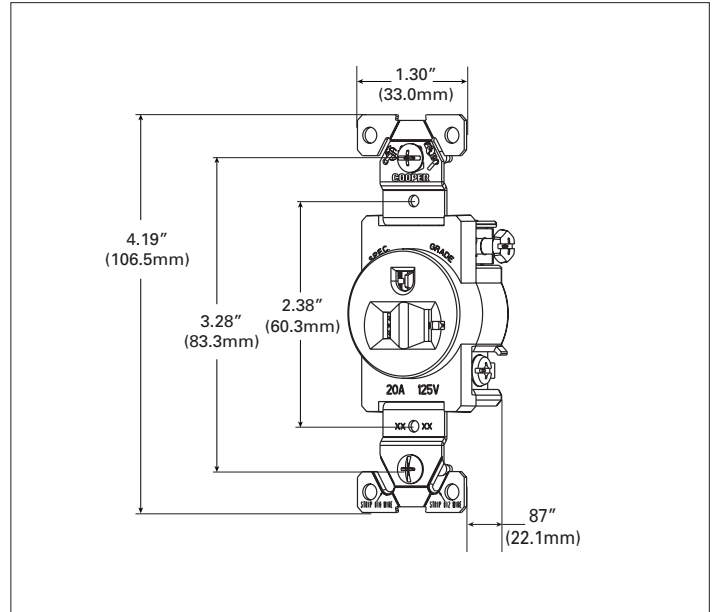


Figure 6. 5361 Line art with dimensions

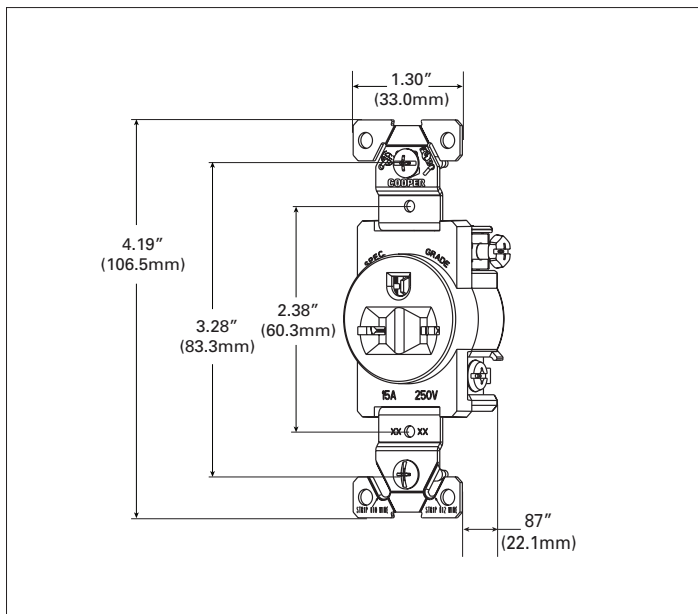


Figure 7. 5661 Line art with dimensions

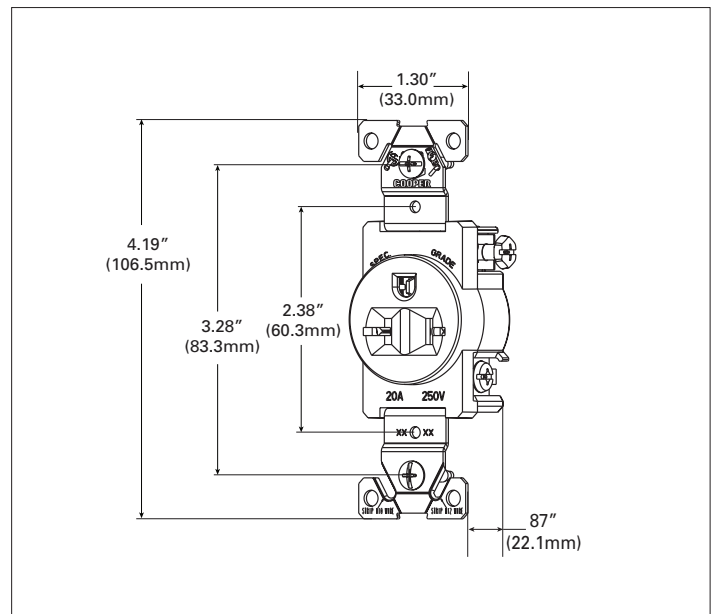












Figure 8. 5461 Line art with dimensions

Project Name:	Prepared By:
Project Number:	Date:
Catalog Number:	Type:

Certifications & compliances

Catalog No.						
5261		•	•	•	•	•
AH5262	•		•		•	•
AHTR5262	•		•		•	
5361		•	•	•	•	•
AH5362	•		•		•	•
AHTR5362	•		•		•	
5661		•	•	•	•	•
AH5662	•		•		•	•
5461		•	•	•	•	•
AH5462	•		•		•	•

KEY:  cULus  UL  Fed Spec  Indicates USMCA compliant
 CSA  NOM  Arrowlink

Compliances, specifications and availability are subject to change without notice.

Electrical Sector
203 Cooper Circle
Peachtree City, GA 30269
United States
Eaton.com
Eaton.com/wiringdevices

Electrical Sector
Canada Operations
5925 McLaughlin Road
Mississauga, Ontario, L5R 1B8
Canada
EatonCanada.ca
Eaton.com/wiringdevices

Electrical Sector
Mexico Operations
Carr. Tlalnepantla -
Cuautitlan Km 17.8 s/n
Col. Villa Jardin esq.
Cerrada 8 de Mayo
Cuautitlan, Mexico CP 54800
Mexico
Eaton.mx
Eaton.com/wiringdevices